Multiple District B

As of October 2026 Cumulative

Year	New Clubs	Dropped Clubs	Gain/ Loss Clubs	New Members	Charter Members	Reinstate Members	Transfer Members	Total Member Added	Total Members Dropped	Gain/ Loss Members
2022-2023	15	36	-21	860	458	107	61	1,486	2,268	-782
2023-2024	12	32	-20	947	357	170	53	1,527	1,789	-262
2024-2025	30	26	4	1,052	676	337	100	2,165	1,985	180
2025-2026	43	7	36	1,276	1,335	134	50	2,795	1,546	1,249
2026-2027	10	1	9	316	231	24	25	596	346	250
Average	**22**	**20**	**2**	**890**	**611**	**154**	**58**	**1,714**	**1,587**	**127**

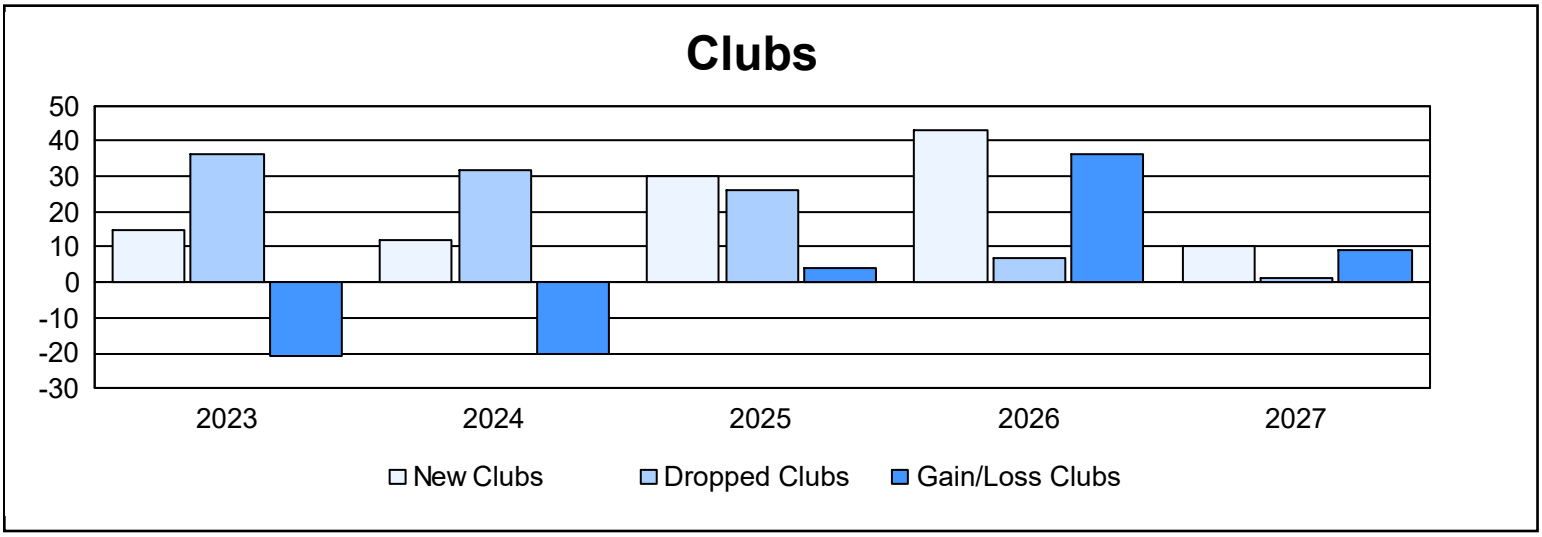

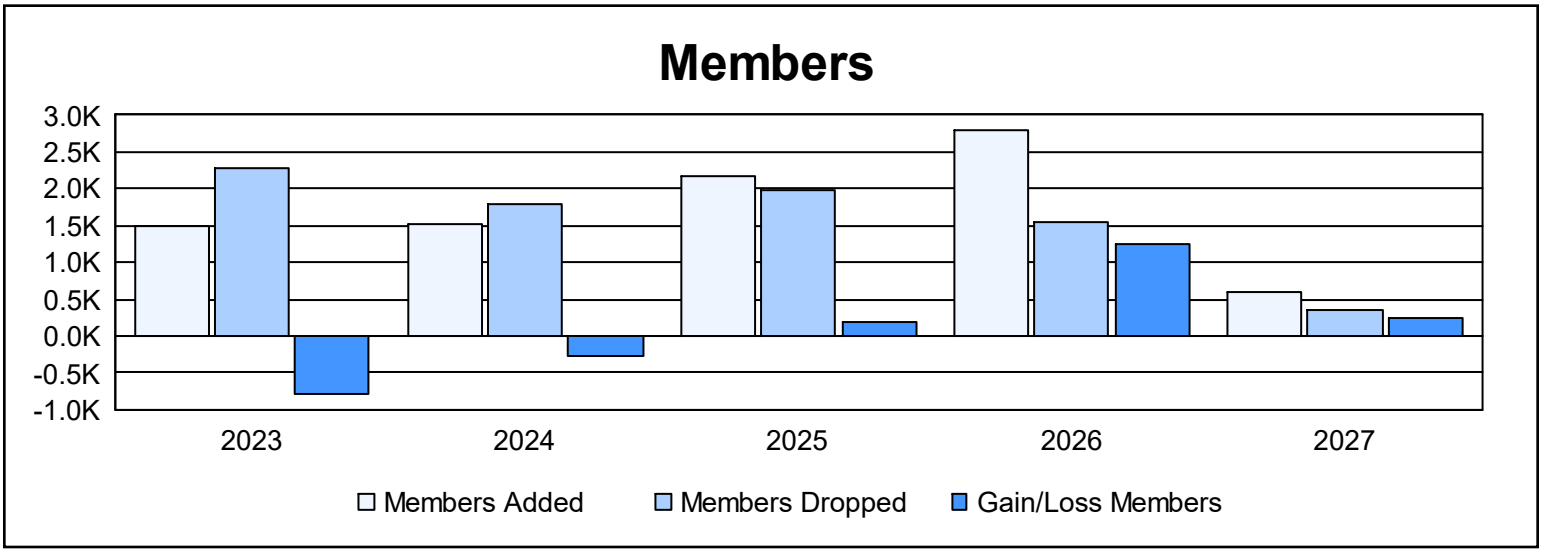

Membership Composition

October 2026 Cumulative

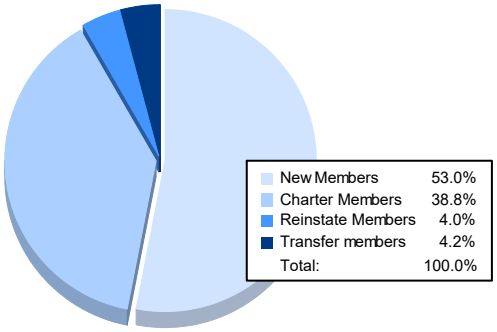

New Members	53.0%
Charter Members	38.8%
Reinstate Members	4.0%
Transfer members	4.2%
Total:	100.0%

Gender Composition

October 2026 Cumulative

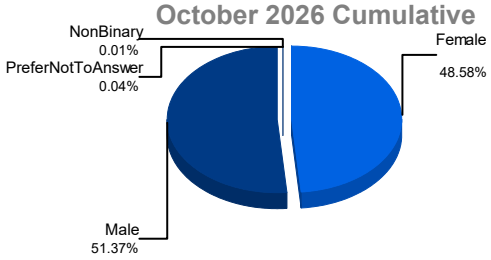

Female	48.58%
Male	51.37%
PreferNotToAnswer	0.04%
NonBinary	0.01%
Total:	100.00%